



D-335

PRODUCT INFORMATION





EN 1906

EN 179 

ECO D-335.ER (CL-shape closed, double-cranked)

Stainless steel oval rosette fittings for profile frame doors, tested according to EN 1906 class 4, fire-protection tested according to DIN 18273 for escape doors and emergency exits according to EN 179. Bearing fixable in steel basement; friction bearing technology with self-lubricating plastic; optional available with positioning studs. Continuous, invisible screw connection.

Performance features

- Material: Stainless steel, satin finish
- Object quality EN 1906 class 4, fire-protection tested according to DIN 18273
- The lever guidance consists of a maintenance-free friction bearing with self-lubricating plastic
- Lever with fixable bearing. Right/left useable
- Steel basement
- Concealed screw connection
- Optional with positioning studs
- Lever diameter: 21 mm

Note

- Design harmonized to window handle
- Approved for escape doors and emergency exits according to EN 179
- Optional with spring support

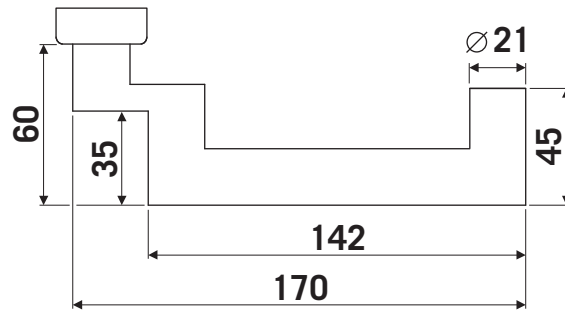
Surface

- Stainless steel 1.4301, satin finish

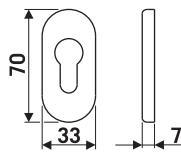
Types

- Door lever set D 335.ER
- FS-door lever set D 335.ER.FS

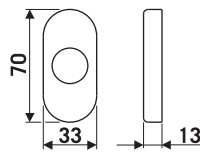
OVAL ROSETTE FITTINGS FOR PROFILE FRAME DOORS (OVR)



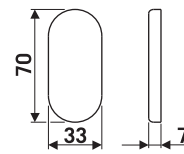
Rosettes



PZ
FS-PZ

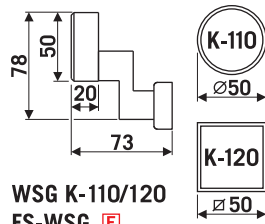


RZ
FS-RZ

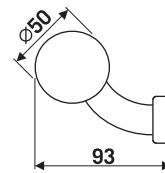


Blind
FS-Blind

Knobs

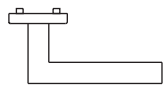


WSG K-110/120
FS-WSG



WSG K-160
FS-WSG

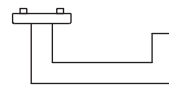
Product family



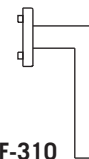
D-310



D-315



D-330



F-310